

A BEGINNER'S GUIDE TO STREAMING TV, MOVIES, AND SPORTS



whipcity iber.com
customer service: 413-485-1251
tech team: 413-485-1204

What is Streaming?

Quite simply, streaming allows you to watch your favorite entertainment over your internet connection instead of through a cable TV service. A Whip City Fiber high-speed connection is perfect for watching your favorite TV shows, movies, and sports.

Let's get started.

1. Select and purchase a streaming device.

- A streaming device is the "brain" which will connect your TV to the internet. If you have a smart TV, you will need to make sure that you can update and add applications or else your options will be limited to the pre-loaded streaming services.
- A device is required on any non-smart TV and can be added to any smart TV. Some customers with a smart TV prefer the device interface.
- You can review some popular streaming device options on the other side of this flier. They are available online and at many big box stores.



2. Set up your streaming device.

- Your streaming device connects to the internet through either an ethernet cable or Wi-Fi. It connects to your television through the HDMI port.
- Connect your device to a power source and the HDMI port on your television, then use the TV remote to change the source or input to the corresponding HDMI port. When the device screen appears on your television follow the steps to activate your device.



3. Choose a streaming service

- A streaming service provides the channels and programming you like to watch.
- It will take a little research to figure out which streaming service is best for your household. Each service has subscriptions which offer different content and pricing. Some services offer local network channels.
- Whip City Fiber provides details of many popular services located online at: whipcityfiber.com/pages/cut-the-cord/. We suggest you check in with friends and family for their recommendations.



4. Create and activate your streaming service account.

- Once you select a streaming service, you will need to use your computer, tablet, or smart phone to create an account and sign up for service on their website. This subscription will require you to enter a credit card and is separate from your Whip City Fiber bill.
- You will use an email address and password to log into your streaming account. You will need to keep track of this information as you may need to enter it to log in on another device or occasionally when your service is updating.
- On your streaming device, go to the app or channel store and download the streaming service app you have selected. Once downloaded, click on the streaming service icon and sign in using your email address and password (Note: you will not have to enter this information every time you want to stream).



Additional Helpful Tips

- Batteries –If you are having issues with your remote, fresh batteries are often an easy fix.
- You may want to label your remotes ("living room," "bedroom," etc.) as they can easily be mixed up and are not always interchangeable.
- Local network stations including CBS, ABC, NBC, FOX and PBS are not available on all streaming services. Review these options when choosing a streaming service.

STREAMING DEVICES





A device is required for each TV that is not "smart" and can also be added to any smart TV.

Streaming Devices		
		
Amazon FireTV www.amazon.com/firetv	Roku www.roku.com	Apple TV www.apple.com/tv





STREAMING SERVICES

These are some popular streaming services in Massachusetts.

Live TV streaming services have a combination of live TV programming and On Demand content. These options are similar to cable TV. Check with each provider to see which local networks they carry. Lineups and pricing change often.

Live TV Streaming Services		
Visit each provider's website for channel line ups and pricing.		
 www.tv.youtube.com	 www.sling.com	<p>There is plenty of free content available for live and on-demand streaming. Check out the Roku Channel, Sony Crackle, and YouTube for a few free options.</p> <p>Massachusetts homeowners are also eligible for a digital Boston Public Library card which will give free access to Kanopy and Hoopla. Learn more here: www.bpl.org/ecard</p>
 www.hulu.com	 www.fubo.tv.com	

On Demand streaming services offer previously aired shows, movies, original content and TV series whenever you want to watch them.

On Demand Streaming Services			
Visit each provider's website for offerings and pricing.			
 www.netflix.com	 www.disneyplus.com	 www.hulu.com	 www.amazon.com

Whip City Fiber is pleased to be your high-speed internet provider but we are not affiliated with any streaming service providers.